



JX LAMP SHADE

Custom Lighting Glass Components

B2B DECORATIVE LIGHTING GLASS SOLUTIONS

Cut Glass Lamp Shades for Decorative, Replacement and Custom Lighting

Custom cut glass lamp shade development for pendant lights, table lamps, wall sconces, chandeliers, hospitality interiors and vintage-inspired lighting collections.


- Decorative cut patterns and refracted highlights
- Replacement development from photos or samples
- OEM / ODM samples, production and export packing

[REQUEST A CUT GLASS SHADE QUOTE](#)

<https://jxlampshade.com/cut-glass-lamp-shades/>

Cut Glass Lamp Shades for Classic and Project Lighting

Cut surfaces refract light into refined highlights, adding decorative depth while preserving the durability and clarity of glass.



Pendant Lights

Decorative cut glass shades add visible refraction and a refined focal point above dining tables, kitchen islands and feature spaces.

Table Lamps

Classic cut patterns create elegant highlights for bedside lamps, living-room lamps and decorative desk lighting.

Wall Sconces

Compact cut glass shades provide decorative detail for hallways, bedrooms, restaurants and hotel interiors.

Chandeliers

Faceted glass components support statement chandeliers, lobby lighting and custom decorative fixture collections.

Hospitality Interiors

Cut glass shades complement boutique hotels, restaurants, cafes and premium interior design projects.

Replacement Projects

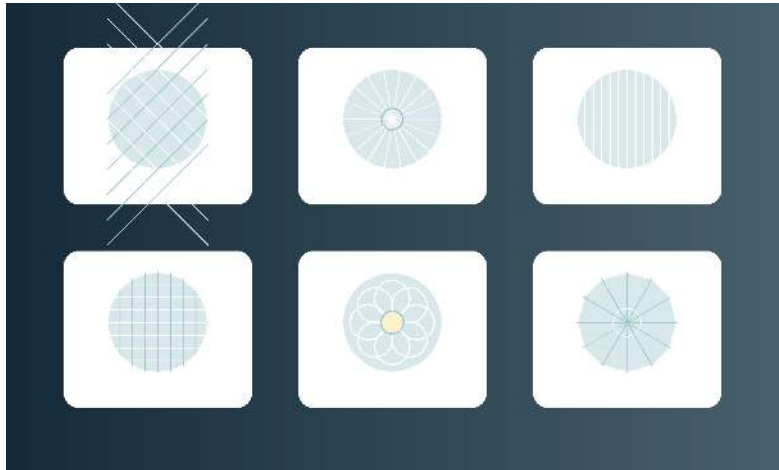
Old samples, drawings and fixture photos can support feasibility review for discontinued or damaged shades.

PROJECT FOCUS

For quotation, share the fixture type, shade dimensions, opening size, preferred cut pattern, finish, quantity and reference images.

Compare Cut Glass Patterns and Decorative Effects

Select a cut pattern according to the intended fixture style, light refraction and visual character of the lighting collection.



Diamond Cut
Faceted geometry for classic decorative shades
Refined sparkle and visible highlights

Starburst Cut
Radial details for statement lighting
Focused refraction and ornamental character

Vertical Fluting
Linear cut texture for pendants and sconces
Structured light diffusion and elegant rhythm

Cross-Hatch Pattern
Balanced decorative detail for glass globes
Subtle texture and layered reflection

Floral and Leaf Detail
Decorative motifs for classic interiors
Artisan-inspired appearance and soft sparkle

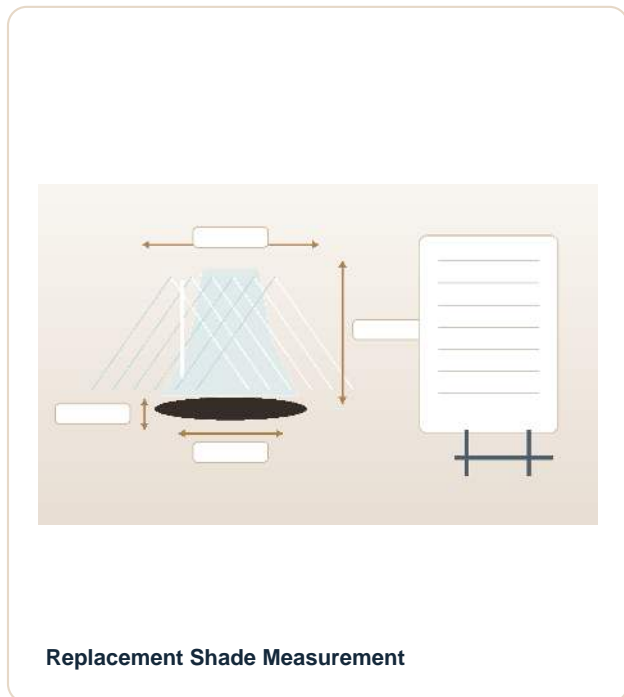
Prismatic Facets
Geometric surfaces for feature fixtures
High visual depth and multidirectional highlights

COMMON SHADE PROFILES

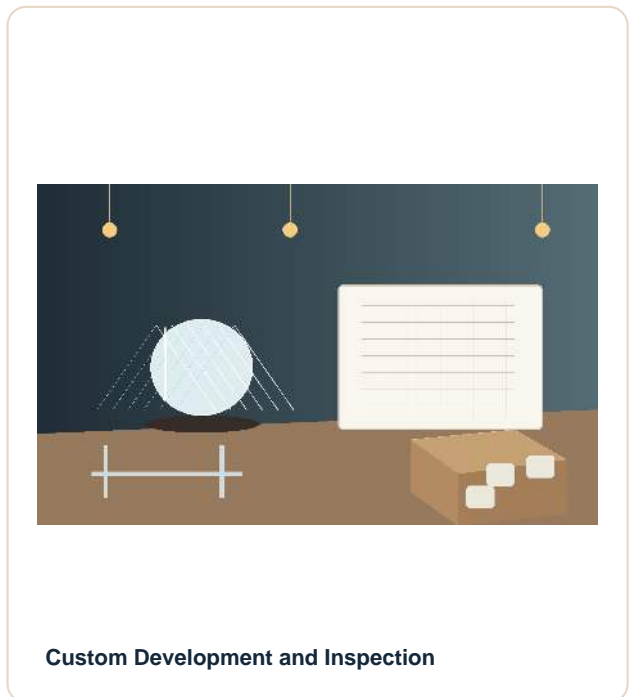
- Globe shades
- Bell-shaped shades
- Dome shades
- Cylinder shades
- Tulip shades
- Custom molded profiles

From Cut Pattern Concept to Glass Shade Production

JX Lampshade supports pattern review, dimensional matching, sample development, replacement feasibility evaluation and protective export packaging.



Replacement Shade Measurement



Custom Development and Inspection

A Maximum diameter

B Total height

C Opening diameter

D Neck height

CUSTOM PROJECT WORKFLOW

01

Requirement Review

Fixture type, dimensions, old sample and target application

02

Pattern Selection

Choose cut style, shade profile and visual effect

03

Drawing Review

Confirm opening, neck structure, wall thickness and tolerance

04

Sample Development

Review fit, refraction, appearance and feasibility

05

Quality Inspection

Check pattern consistency, dimensions and packaging

06

Bulk Delivery

Arrange production, cartons, pallets and overseas shipment

Information to Provide for a Cut Glass Lamp Shade Quote

Clear specifications help reduce sample revisions and improve fixture matching for decorative, replacement and OEM lighting projects.

SPECIFICATION ITEM	DETAILS TO PROVIDE
Fixture type	Pendant light, table lamp, floor lamp, wall sconce, ceiling fixture or chandelier component
Application area	Residential interior, hospitality project, restaurant, retail display or replacement project
Shade profile	Globe, bell, dome, cylinder, tulip, bowl or custom molded shape
Cut pattern	Diamond, starburst, fluted, cross-hatch, floral, prismatic or custom reference
Maximum diameter	Provide the widest outer dimension of the shade
Total height	Measure the complete vertical height of the glass shade
Opening dimensions	Provide opening inner diameter, outer diameter and fitter structure
Neck height	Required for necked shades and fixture-matching review
Glass color and finish	Clear, frosted, amber, smoke, opal or custom reference
Required quantity	Pieces per SKU and expected repeat-order demand
Reference files	Old sample photos, fixture images, PDF drawing or CAD file where available
Packaging and delivery	Destination country, target schedule and protective packing requirements



JX LAMP SHADE

Custom Lighting Glass Components

START YOUR DECORATIVE LIGHTING PROJECT

Need Custom or Replacement Cut Glass Lamp Shades?

Send your fixture drawing, old sample photo, dimensions, opening size, preferred cut pattern, finish and quantity. JX Lampshade can help review a suitable cut glass shade development solution.



VIEW PRODUCT PAGE

jxlampshade.com/cut-glass-lamp-shades/



CONTACT US

jxlampshade.com/contact-us/

JX LAMP SHADE - CUT GLASS SHADE MANUFACTURING SUPPORT