



JX LAMP SHADE

Custom Lighting Glass Components

B2B LIGHTING GLASS SOLUTIONS

Glass Lamp Shades

for Decorative, Replacement and Custom Lighting

Custom glass shades for pendant lights, table lamps, floor lamps, wall sconces, ceiling fixtures and project-based lighting collections.

- Clear, opal, frosted, amber, smoke and textured finishes
- Custom shapes, dimensions, openings and fitter structures
- Replacement development from drawings, photos or old samples
- OEM / ODM samples, bulk production and export packaging



[REQUEST A GLASS SHADE QUOTE](#)

<https://jxlampshade.com/glass-lamp-shades/>

Glass Lamp Shades for Different Lighting Applications

Select glass shades according to fixture type, lighting effect and project environment.



Home Decoration

Soft ambient lighting for living rooms, bedrooms and dining areas.

RESIDENTIAL



Cafes and Restaurants

Warm decorative shades for dining spaces, counters and feature pendants.

HOSPITALITY



Hotel Interiors

Consistent glass shades for guest rooms, corridors, lobbies and public areas.

PROJECTS



Lawn Lights

Outdoor glass shades for garden fixtures, pathways and landscape lighting.

EXTERIOR



Outdoor Courtyards

Weather-aware glass lighting for patios, entrances and courtyard areas.

EXTERIOR



Engineering Projects

Glass components for technical, project-based and custom fixture applications.


TECHNICAL

PROJECT FOCUS

Match shade profile, glass diffusion, opening size and packaging requirements to each application.

Compare Glass Shade Materials and Decorative Effects

Choose a finish according to transparency, diffusion, atmosphere and fixture design.



Clear Glass
High transparency for exposed bulbs, pendants and clean modern fixtures.

Opal and Milk Glass
Soft diffusion for bedside lamps, hotel rooms and comfortable interiors.

Frosted Glass
Uniform light distribution with reduced glare for practical applications.

Amber Glass
Warm decorative color for restaurants, cafes and vintage-inspired interiors.

Smoke Glass
Refined contrast for modern hospitality and decorative lighting collections.

Ribbed and Fluted Glass
Textured surfaces that add depth, refraction and premium visual detail.

Seeded Bubble Glass
Organic texture and subtle air bubbles for decorative feature lighting.

Cut and Patterned Glass
Faceted decorative details for classic, statement and replacement shades.

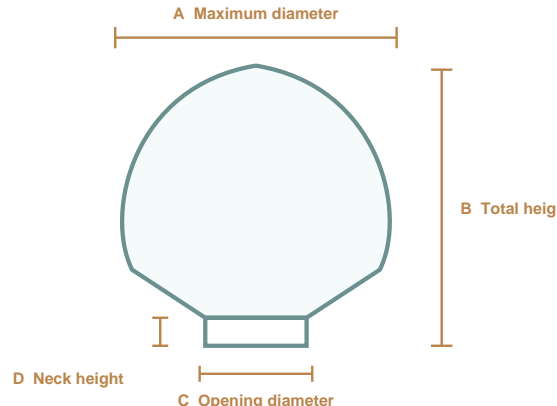
COMMON SHADE PROFILES
- Globe - Cylinder - Dome
- Bell - Cone - Custom

From Fixture Requirements to Custom Glass Shade Production

Prepare accurate dimensions, samples and drawings for replacement shades and OEM / ODM lighting projects.

REPLACEMENT SHADE MEASUREMENT

Measure the shade itself, not only the fixture opening.



A Maximum diameter

B Total height

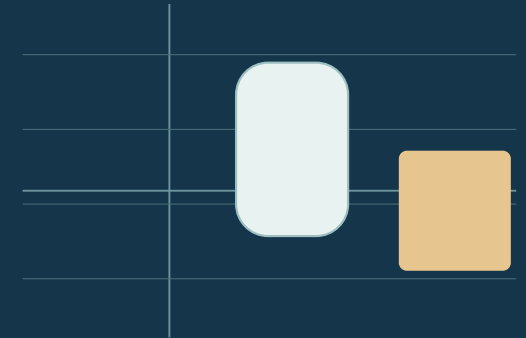
C Opening diameter

D Neck height

Send an old shade photo or sample whenever possible.

CUSTOM DEVELOPMENT AND INSPECTION

Confirm profile, opening structure, material, finish and packaging before bulk production.



Drawing review | Sample confirmation | Quality inspection | Export packing

CUSTOM PROJECT WORKFLOW

<p>01 Requirement Review</p> <p>Fixture type, application, photos and drawings.</p>	<p>02 Material Selection</p> <p>Color, diffusion, texture and glass thickness.</p>	<p>03 Drawing Review</p> <p>Opening size, fitter structure and tolerance.</p>
<p>04 Sample Development</p> <p>Fixture fit, appearance and lighting effect.</p>	<p>05 Quality Inspection</p> <p>Dimensions, finish consistency and packaging.</p>	<p>06 Bulk Delivery</p> <p>Batch production, cartons, pallets and shipment.</p>

Information to Provide for a Glass Lamp Shade Quote

Clear specifications help review feasibility, replacement matching, sampling and export packaging requirements.

SPECIFICATION ITEM	DETAILS TO PROVIDE
Fixture type	Pendant light, table lamp, floor lamp, wall sconce, ceiling light or outdoor fixture
Application area	Residential, hotel, restaurant, retail, outdoor, lawn or engineering project
Shade profile	Globe, cylinder, dome, bell, cone, bowl, rounded-square or custom reference
Maximum diameter	Provide the widest outer diameter of the glass shade
Total height	Measure the complete vertical height of the shade
Opening dimensions	Provide inner diameter, outer diameter and fitter details
Neck height	Required when the shade includes a neck or fitter rim
Glass material and finish	Clear, opal, milk, frosted, amber, smoke, ribbed, seeded, cut or custom reference
Required quantity	Provide sample quantity and estimated bulk order quantity
Reference files	Old shade photos, fixture images, drawings or dimensional sketches
Packaging and delivery	Destination country, carton requirements, palletization and delivery schedule



JX LAMP SHADE

Custom Lighting Glass Components

START YOUR GLASS SHADE PROJECT

Need Custom or Replacement Glass Lamp Shades?

Send your fixture drawing, old sample photo, dimensions, opening size, preferred glass finish and quantity. JX Lampshade can help review a suitable decorative, replacement or project-based solution.

- Custom profiles, materials and decorative finishes
- Replacement development from samples or photos
- OEM / ODM samples, production and export packing



VIEW PRODUCT PAGE

jxlampshade.com/glass-lamp-shades/



CONTACT US

jxlampshade.com/contact-us/

JX LAMP SHADE - CUSTOM LIGHTING GLASS COMPONENT SUPPORT