




DECORATIVE LIGHTING GLASS COLLECTION

## Stained Glass Lamp Shades Decorative, Replacement and Custom Lighting Projects

Color-rich patterned shades for table lamps, floor lamps, pendant lights, wall sconces and project-based decorative lighting collections.

- Decorative colored-glass pattern review
- Replacement development from samples or photos
- Custom dimensions, openings and fitter structures
- OEM / ODM sample, inspection and export packing



REQUEST A STAINED GLASS SHADE QUOTE


[jxlampshade.com/stained-glass-lamp-shades/](http://jxlampshade.com/stained-glass-lamp-shades/)


# Stained Glass Lamp Shades for Decorative Lighting Applications


Use the fixture structure, opening size and desired visual effect to select a suitable shade.


## Explore by fixture type


Stained glass shades can be reviewed for classic and decorative lighting fixtures. Final feasibility depends on the shade structure, fitter details, pattern complexity and project quantity.





 **Table Lamps**  
Decorative shades for bedside, desk and living-room fixtures.

 **Floor Lamps**  
Classic floor-lamp and reading-light shade review.

 **Pendant Lights**  
Patterned shades for dining spaces and feature lighting.

 **Wall Sconces**  
Decorative wall-light shades for corridors and hospitality interiors.

 **Ceiling Fixtures**  
Compact stained-glass concepts for ceiling lights.


 **Chandelier Components**  
Decorative shade components for classic statement fixtures.

**TYPICAL PROJECT PATHS**

- Custom decorative collections
- Replacement shade review
- Fixture-matching support
- Export-ready packing

# Compare Stained Glass Shade Patterns and Color Effects

Select color families and pattern directions according to the intended function and aesthetic requirement.



**Floral Patterns**

Decorative curves and nature-inspired compositions. Suitable for statement table lamps and vintage-style fixtures.

**Geometric Patterns**

Structured grids, borders and repeated shapes for classic or art-deco inspired lighting.

**Warm Amber and Gold**

Creates a welcoming glow for restaurants, homes and hospitality interiors.

**Blue and Green Palettes**

Useful for cooler feature lighting and calm decorative spaces.

**Mixed Jewel Tones**

Combines red, blue, green and amber details for a richer decorative appearance.

**Cream and Opal Details**

Adds softer contrast and balanced diffusion within colorful shade patterns.

**Custom Pattern Review**

Pattern feasibility should be reviewed from drawings, photos or reference images.

**Replacement Color Matching**

Provide clear photos and sample references when reproducing an older decorative shade.

**CONFIRM BEFORE QUOTATION**

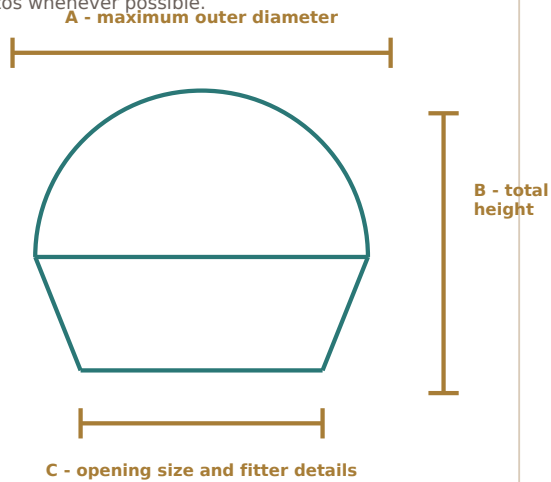
- Pattern reference
- Color direction
- Fixture and fitter
- Required quantity

# From Fixture Reference to Custom Stained Glass Shade Development

A clear measurement set, fixture image and pattern reference help the supplier assess a suitable development path.

## Replacement Shade Measurement

Measure the glass shade itself and provide fixture photos whenever possible.



## Custom Development Workflow

Pattern, structure and production feasibility are reviewed step by step.

- 01** Requirement review
- 02** Pattern and color direction
- 03** Fitter and structure check
- 04** Sample development
- 05** Quality inspection
- 06** Bulk packing and shipment

## PROJECT REVIEW CHECKPOINTS

- **Fixture photos**  
Show mounting details and overall proportions.
- **Pattern reference**  
Send clear images or a design drawing.
- **Opening and fitter**  
Confirm dimensions before sample development.
- **Required quantity**  
Quantity affects the recommended process path.
- **Packaging needs**  
Define fragile-glass protection and shipping mode.
- **Sample approval**  
Approve fit, color and appearance before bulk order.



# Information to Provide for a Stained Glass Lamp Shade Quote


SPECIFICATION ITEM	DETAILS TO PROVIDE
<b>Fixture type</b>	Table lamp, floor lamp, pendant light, wall sconce, ceiling fixture or chandelier component
<b>Application area</b>	Residential, hospitality, restaurant, retail or custom interior project
<b>Shade shape</b>	Dome, bell, bowl, globe, panel, cone or custom profile
<b>Maximum outer diameter</b>	Provide the widest shade dimension
<b>Total shade height</b>	Measure the shade itself, excluding unrelated fixture hardware
<b>Opening and fitter details</b>	Provide opening size, neck height and mounting structure
<b>Pattern reference</b>	Send photos, drawings or visual references
<b>Color palette</b>	Warm amber, jewel tones, blue-green, cream-opal or custom direction
<b>Construction reference</b>	Provide product photos if a specific structure must be matched
<b>Required quantity</b>	State sample quantity and estimated bulk quantity
<b>Old sample availability</b>	Confirm whether an existing shade sample can be supplied
<b>Packaging and destination</b>	Share shipping country and fragile-glass packing needs
<b>Tip:</b>	Attach several photos from different angles. A clear reference image can shorten the review process and reduce measurement errors.



DECORATIVE LIGHTING GLASS SOLUTIONS

# Need Custom or Replacement Stained Glass Lamp Shades?

Send your fixture drawing, shade photos, dimensions, opening size, pattern reference, preferred colors and estimated quantity. JX Lampshade can review a suitable decorative glass shade development path.



## STAINED GLASS SHADE PAGE

Scan to review the product page.



## CONTACT US

Scan to send a quotation request.

JX LAMPSHADE - CUSTOM GLASS SHADE MANUFACTURING SUPPORT